

NAC Itinerary Planning Timetable is based upon the graphical timetables used by NAC staff. In effect, it gives an hour by hour picture of NAC's network and the connections available from one flight to another.

It is much less complicated than it looks.

These are the points to remember:—

1. Down the left-hand side you will see the list of 24 NAC destinations in north-south order from Kaitiaki to Invercargill.

2. Across the top are figures showing the hours of the day from 5 a.m. to midnight. These are given in the 24-hour system and are repeated for convenience half-way down the page.

If you are not familiar with the 24-hour clock, you should amend the hours to "ordinary" time. Hence 1300 becomes 1 p.m., 1400 becomes 2 p.m., 1500 becomes 3 p.m. and so on, until 2400 becomes midnight.

3. The thicker vertical lines separate the Planner into one hour intervals; each of these intervals is again divided into six 10-minute columns.

This means that from 5 a.m. to midnight there is a separate column for each 10 minutes.

4. Printed on the timetable is a pattern of sloping lines. Each line represents a service and indicates an aircraft type.

Boeing
Viscounts
Friendships

5. Each line has a number next to it. This is the flight number.

6. The Planning Timetable may be used efficiently if you locate the town you wish to commence your journey in the left hand column and run your finger along the corresponding horizontal line until you meet a flight commencing at that city. North-bound flights go towards the top of the page, south-bound flights towards the bottom (north-bound flight numbers are always even, south-bound flight numbers are always odd).

When you have located a flight leaving the city of your departure, you can follow it through on its journey to your final destination, or can readily see how it will connect at an intermediate point with another flight. For example, say you wish to fly from Christchurch to Hamilton, on a week day,

you will see that Boeing flight 440 leaves Christchurch at 7.20 a.m., arriving Wellington at 8.05 a.m. Flight 956 (light red line indicating Friendship) leaves Wellington at 8.35 a.m., arriving Hamilton at 9.55 a.m.

You will note that aircraft times on the ground at any point are shown by a horizontal line at a particular city. For example, a south-bound Boeing flight 449 reaches Christchurch at 6.10 p.m. and remains on the ground until 7.10 p.m., when it departs north-bound as flight 470.

If you have any difficulty, staff in any NAC Office will be very pleased to assist you.

The Planning Timetable will enable you to work out a journey between your starting point and your destination with a stopover en route. For example, you wish to make a one-day trip from Auckland to Christchurch with a short stop in Wellington for business reasons on the way south.

You can see that Boeing flight 443 leaves Auckland airport at 8.00 a.m. on a week day and arrives Wellington at 9.00 a.m.

By running your finger along the Wellington hori-

zontal panel you will find that Boeing flight 449 leaves the Capital at 1725 (5.25 p.m.) and reaches Christchurch at 1810 (6.10 p.m.).

TRANSHIPMENT TIMES

The minimum connecting time between NAC flights is 20 minutes at all centres—except Wellington, where the minimum is 30 minutes. There are, however, some connections within these limits which have been authorised. Please enquire at the nearest NAC Office or Travel Agency for any special connections.



NEW ZEALAND NATIONAL AIRWAYS CORPORATION

EFFECTIVE DATE: 15 FEBRUARY, 1971.

FARES: IN NZ DOLLARS AND CENTS	KAITIA	WHANGAREI	AUCKLAND	TAURANGA	WHAKATANE	ROTORUA	TAUPO	HAMILTON	GISBORNE	NAPIER/HASTINGS	NEW PLYMOUTH	WANGANUI	PALMERSTON Nih.	WELLINGTON	BLenheim	NELSON	CHRISTCHURCH	TIMARU	OAMARU	ALEXANDRA	DUNEDIN	INVERCARGILL	WESTPORT	HOKITIKA	FARES: IN NZ DOLLARS AND CENTS	
	\$ c	\$ c	\$ c	\$ c	\$ c	\$ c	\$ c	\$ c	\$ c	\$ c	\$ c	\$ c	\$ c	\$ c	\$ c	\$ c	\$ c	\$ c	\$ c	\$ c	\$ c	\$ c	\$ c	\$ c		
KAITIA	KT	7.90	12.70	19.50	21.50	20.60	23.70	17.00	27.30	27.70	23.20	27.30	28.70	32.90	38.00	37.60	44.60	51.00	52.80	59.40	56.50	63.70	45.30	51.60	KAITIA	
WHANGAREI	7.90	WR	7.70	14.10	16.40	15.80	18.80	11.70	21.60	22.20	17.80	21.60	23.40	27.60	32.50	31.80	39.20	45.50	47.10	54.10	51.30	58.30	42.90	47.60	WHANGAREI	
AUCKLAND	12.70	7.70	AK	8.30	10.80	10.80	13.80	6.40	15.90	16.20	11.70	15.90	17.90	21.60	26.40	25.40	33.10	39.70	40.40	48.20	45.20	52.00	33.30	39.70	AUCKLAND	
TAURANGA	19.50	14.10	8.30	TG	6.10	—	9.00	12.80	9.00	—	18.70	22.60	24.60	21.00	25.20	28.40	32.10	38.50	40.10	47.30	43.90	51.10	35.00	40.40	TAURANGA	
WHAKATANE	21.50	16.40	10.80	6.10	WK	—	10.10	12.80	6.10	10.70	18.70	22.60	24.60	22.30	26.70	29.80	33.40	39.90	41.40	48.60	45.20	52.70	36.60	41.70	WHAKATANE	
ROTORUA	20.60	15.80	10.80	—	—	RO	—	—	—	—	20.70	—	12.90	18.90	23.00	26.20	29.90	36.60	36.80	44.30	42.00	48.90	32.90	38.30	ROTORUA	
TAUPO	23.70	18.80	13.80	9.00	10.10	—	AP	—	15.90	—	—	—	—	16.80	20.80	24.00	25.40	31.80	34.70	40.70	37.20	44.90	30.70	33.80	TAUPO	
HAMILTON	17.00	11.70	6.40	12.80	12.80	—	—	HN	12.20	15.60	14.30	11.50	12.70	16.80	21.50	23.70	29.30	35.70	36.90	44.60	41.00	48.40	32.30	37.60	HAMILTON	
GISBORNE	27.30	21.60	15.90	9.00	6.10	—	15.90	—	12.20	8.70	—	—	—	18.10	23.20	25.00	30.70	37.10	40.10	45.70	42.50	49.60	33.50	39.00	GISBORNE	
NAPIER/HASTINGS	27.70	22.20	16.20	—	10.70	—	—	—	15.60	8.70	NR/HS	—	—	12.80	17.10	18.80	24.20	31.20	34.00	40.10	36.80	43.50	27.30	32.40	NAPIER/HASTINGS	
NEW PLYMOUTH	23.20	17.80	11.70	18.70	18.70	20.70	P	—	14.30	—	—	NP	6.50	8.90	12.80	17.20	16.80	24.60	31.30	32.60	40.30	36.90	44.00	27.80	32.90	NEW PLYMOUTH
WANGANUI	27.30	21.60	15.90	22.60	22.60	—	—	11.50	—	—	6.50	WU	—	7.70	11.00	13.70	18.80	25.30	28.00	35.30	31.70	38.10	21.00	26.40	WANGANUI	
PALMERSTON Nih.	28.70	23.40	17.90	24.60	24.60	12.90	—	12.70	—	—	8.90	—	—	PM	7.30	10.80	12.40	18.60	24.20	27.20	35.00	31.50	37.90	19.80	26.40	PALMERSTON Nih.
WELLINGTON	32.90	27.60	21.60	21.00	22.30	18.90	16.80	16.80	18.10	12.80	12.80	7.70	7.30	WN	6.90	9.50	14.30	19.70	22.50	30.00	26.20	32.60	16.20	22.20	WELLINGTON	
BLenheim	38.00	32.50	26.40	25.20	26.70	23.00	20.80	21.50	23.20	17.10	17.20	11.00	10.80	6.90	BM	13.70	12.20	18.60	21.30	27.90	24.20	31.60	21.00	27.30	BLenheim	
NELSON	37.60	31.80	25.40	28.40	29.80	26.20	24.00	23.70	25.00	18.80	16.80	13.70	12.40	9.50	13.70	NS	13.40	19.80	22.20	29.80	26.10	32.70	15.80	9.10	NELSON	
CHRISTCHURCH	44.60	39.20	33.10	32.10	33.40	29.90	25.40	29.30	30.70	24.20	24.60	18.80	18.60	14.30	12.20	—	CH	8.00	11.30	18.30	13.70	20.50	15.80	9.10	CHRISTCHURCH	
TIMARU	51.00	45.50	39.70	38.50	39.90	36.60	31.80	35.70	37.10	31.20	31.30	25.30	24.20	19.70	18.60	—	TU	6.60	—	20.10	27.10	22.60	15.90	—	TIMARU	
OAMARU	52.80	47.10	40.40	40.10	41.40	36.80	34.70	36.90	40.10	34.00	32.60	28.00	27.20	22.50	21.30	—	OU	6.60	—	—	—	26.00	19.10	—	OAMARU	
ALEXANDRA	59.40	54.10	48.20	47.30	48.60	44.30	40.70	44.60	45.70	40.10	40.30	35.30	35.00	30.00	27.90	—	—	LX	—	—	14.40	35.30	28.40	—	ALEXANDRA	
DUNEDIN	56.50	51.30	45.20	43.90	45.20	42.00	37.20	41.00	42.50	36.80	36.90	31.70	31.50	26.20	24.20	—	—	DN	8.60	—	—	37.70	44.60	—	DUNEDIN	
INVERCARGILL	63.70	58.30	52.00	51.10	52.70	48.90	44.90	48.40	49.60	43.50	44.00	38.10	37.90	32.60	31.60	—	—	—	14.40	8.60	—	35.80	28.70	—	INVERCARGILL	
WESTPORT	45.30	42.90	33.30	35.00	36.60	32.90	30.70	32.30	33.50	27.30	27.80	21.00	19.80	16.20	21.00	8.70	15.80	22.60	26.00	35.30	28.60	35.80	40.60	—	WESTPORT	
HOKITIKA	51.60	47.60	39.70	40.40	41.70	38.30	33.80	37.60	39.00	32.40	32.90	26.40	26.40	22.20	27.30	15.00	9.10	15.90	19.10	28.40	21.50	28.70	7.90	—	HOKITIKA	

A—Via Auckland
D—Dunedin
P—Via Palmerston North
W—Via Wellington
X—Via Nelson or Wellington

CHILDREN'S FARES:
Under 4—Free
Under 4 occupying seat—Half-fare
4 and under 15—Half-fare

REBATED FARES: Rebates are to be calculated on individual fares.
The rebate is subtracted from the published fare and this fare is then multiplied by the number of passengers travelling.


PASSENGER GROUND TRANSPORT CHARGE
A charge of \$0.50 for each coach journey is payable by all adult passengers utilising coach transport between airports and aircentres. No charge is payable for children under 15 years of age.

Excepting where specified, the above fares apply to direct or normal routings. A combination of these fares will apply if an indirect routing is required, and also if an overnight stopover is specifically requested. Where no fare is shown the fare should be a combination of fares for the appropriate sectors.

ISSUED BY THE MARKETING DIVISION

NAC PRINT

ALL FARES AND SCHEDULE INFORMATION ARE SUBJECT TO ALTERATION WITHOUT NOTICE



ITINERARY PLANNING TIMETABLE



1

Effective
January 31, 1972,
to June 6, 1972.



NEW ZEALAND NATIONAL AIRWAYS CORPORATION

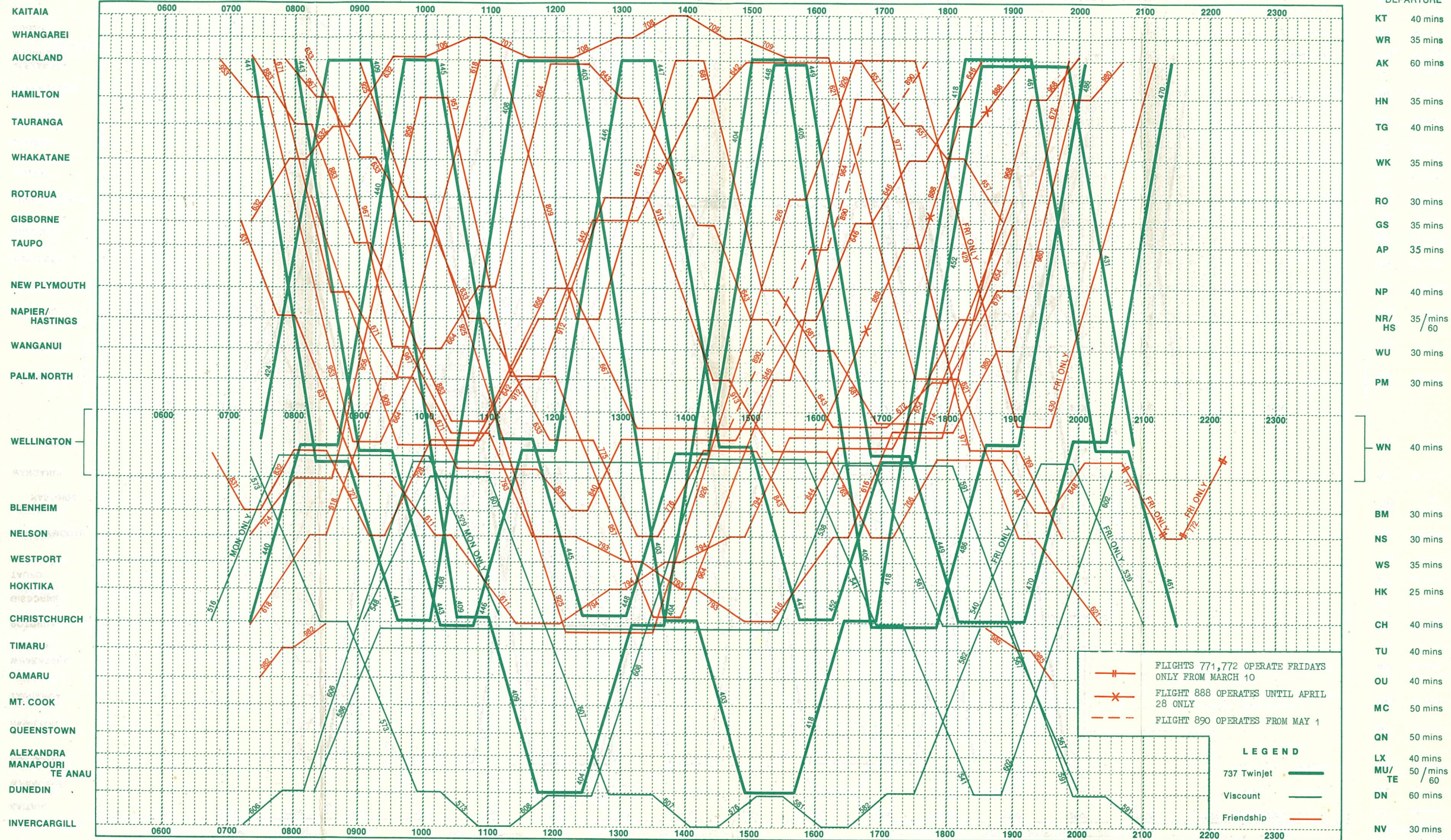
JAN 31

NAC

No. 1/72 WEEKDAYS.

INCLUDING SATURDAY MAY 6 AND 20

JUN 6

REPORT AIRCENTRE
PRIOR TO AIRCRAFT
DEPARTURE

FEB 5

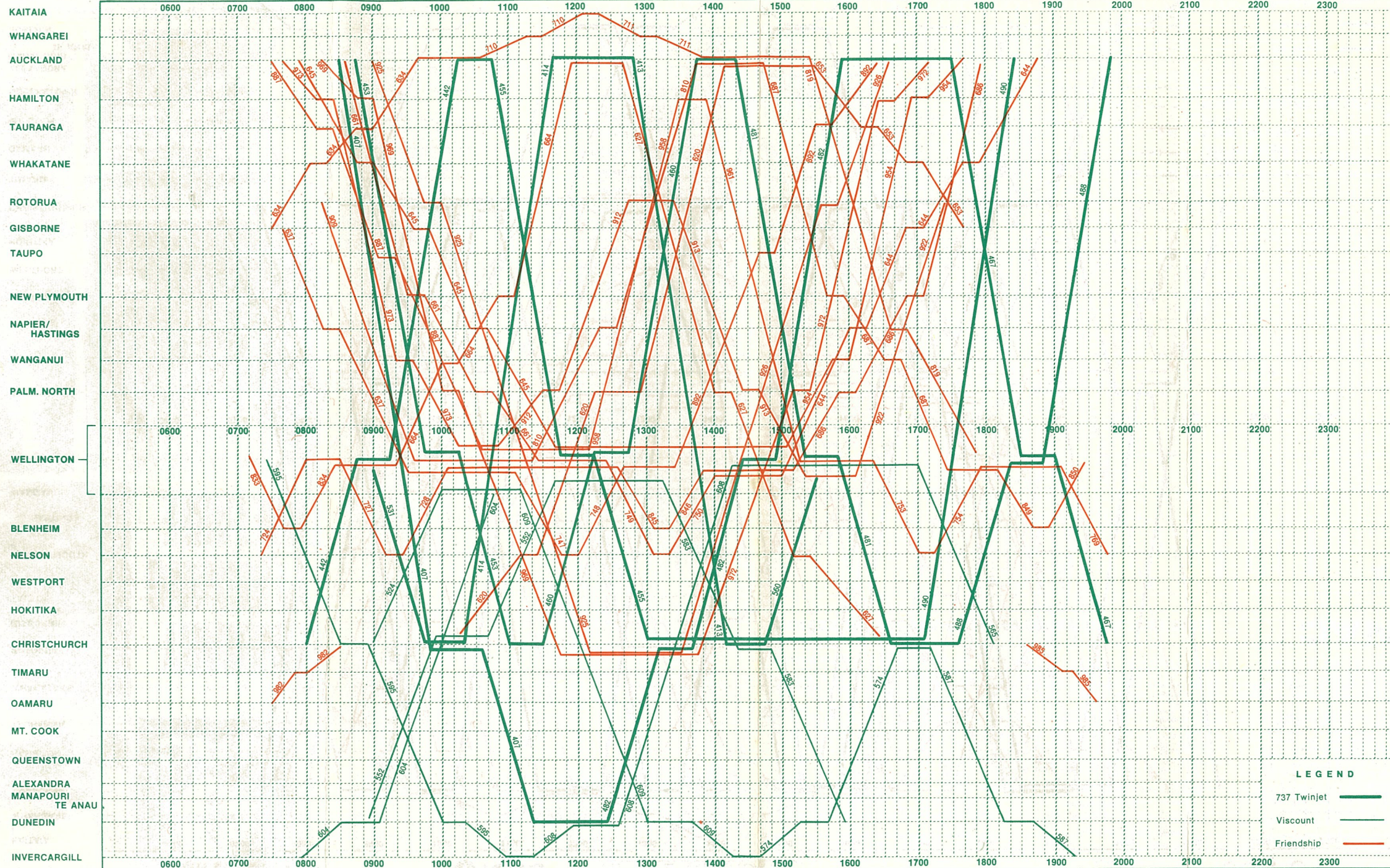


No. 1/72 SATURDAY

NOTE: ON SATURDAY APRIL 1 RESTRICTED SCHEDULE OPERATING PLEASE
CONTACT YOUR NAC OFFICE
ON SATURDAY MAY 6 AND 20 REFER MON-FRI SCHEDULE

JUN 3

REPORT AIRCENTRE
PRIOR TO AIRCRAFT.
DEPARTURE



KT	40 mins
WR	35 mins
AK	60 mins
HN	35 mins
TG	40 mins
WK	35 mins
RO	30 mins
GS	35 mins
AP	35 mins
NP	40 mins
NR/HS	35 / mins 60
WU	30 mins
PM	30 mins
WN	40 mins
BM	30 mins
NS	30 mins
WS	35 mins
HK	25 mins
CH	40 mins
TU	40 mins
OU	40 mins
MC	50 mins
QN	50 mins
LX	40 mins
MU/TE	50 / mins 60
DN	60 mins
NV	30 mins

FEB 6

NAC

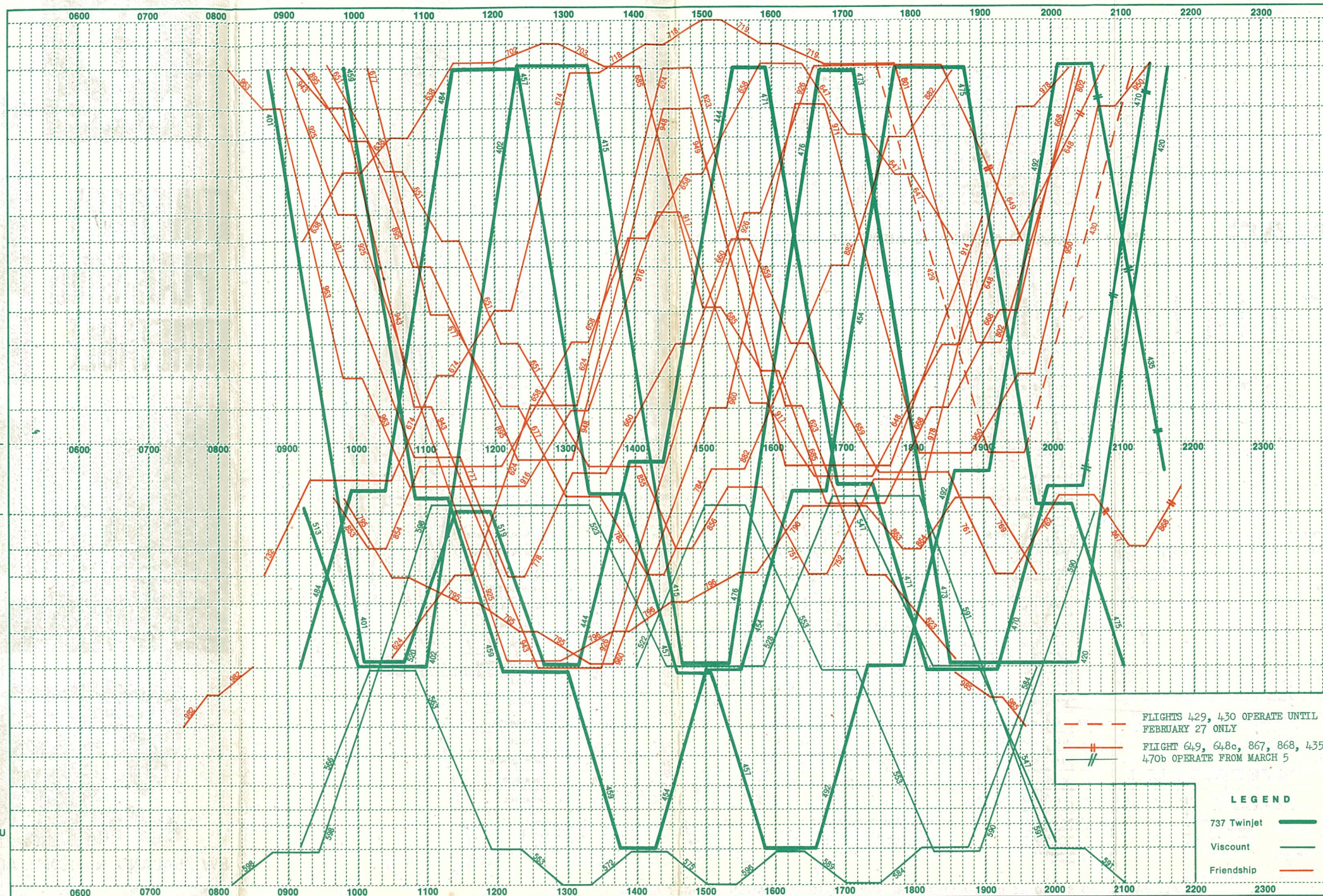
No. 1/72 SUNDAY.

NOTE: ON SUNDAY APRIL 2 AND JUNE 4 RESTRICTED SCHEDULES
OPERATING PLEASE CONTACT YOUR NAC OFFICE

MAY 28

REPORT AIRCENTRE
PRIOR TO AIRCRAFT
DEPARTURE

KAITAIA
WHANGAREI
AUCKLAND
HAMILTON
TAURANGA
WHAKATANE
ROTORUA
GISBORNE
TAUPO
NEW PLYMOUTH
NAPIER/
HASTINGS
WANGANUI
PALM. NORTH
WELLINGTON
BLENHEIM
NELSON
WESTPORT
HOKITIKA
CHRISTCHURCH
TIMARU
OAMARU
MT. COOK
QUEENSTOWN
ALEXANDRA
MANAPOURI
TE ANAU
DUNEDIN
INVERCARGILL



KT 40 mins
WR 35 mins
AK 60 mins
HN 35 mins
TG 40 mins
WK 35 mins
RO 30 mins
GS 35 mins
AP 35 mins
NP 40 mins
NR/
HS 35 / mins
60
WU 30 mins
PM 30 mins
WN 40 mins
BM 30 mins
NS 30 mins
WS 35 mins
HK 25 mins
CH 40 mins
TU 40 mins
OU 40 mins
MC 50 mins
QN 50 mins
LX 40 mins
MU/
TE 50 / mins
60
DN 60 mins
NV 30 mins